

EK40

HYDRAULIC PILING RIG





GEAX EK40 NO COMPROMISE

HIGH PRODUCTIVITY

Thanks to an efficiently engineered hydraulics with high quality components and a powerful last generation engine, the EK40 offers superior performance relative to the size, while keeping very low running costs.

UNIQUE ARCHITECTURE

Like all Geax machines, the EK40 has a long supporting boom and a sliding mast. This allows a great variety of tool positioning for drilling like: long reach drilling, low headroom and maximized tool height for casing.

MANEUVERABILITY

With its compact architecture and a proverbial stability, the EK40 can drill in any site including slopes, uneven terrains and tight spaces. The higher maneuverability allows fast movements compared to a traditional rig.

VERSATILITY

The EK40 can easily be converted in other drilling modes with modular kits. Common set-ups are kelly drilling and CFA, but many others are possible like diaphragm walls, soil mixing, soil displacement hydraulic hammer and customized set-up.

LARGE DIAMETER PILES

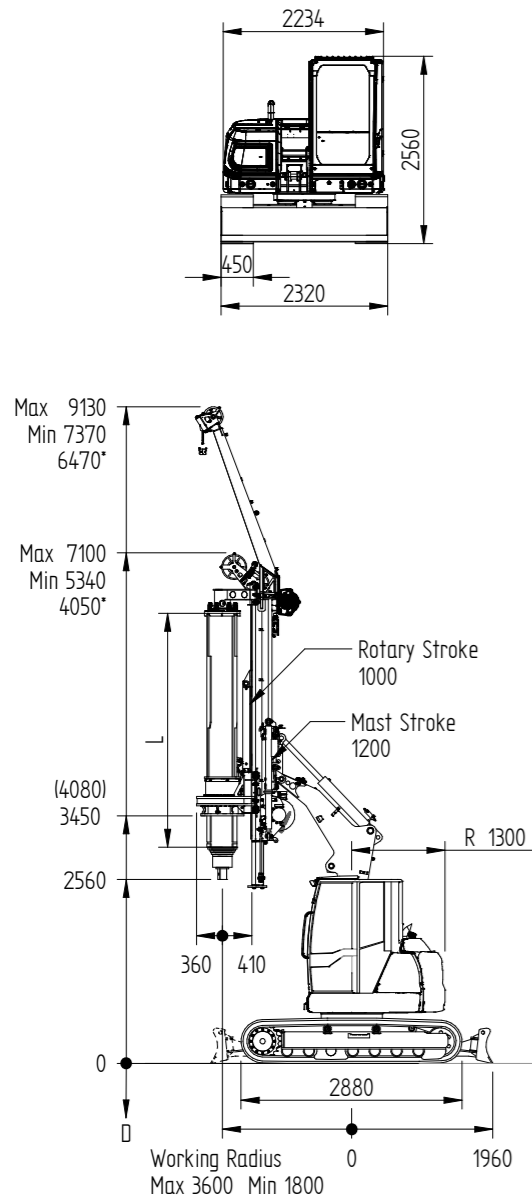
Version S - fixed tracks
Version L - expandable tracks

KELLY DRILLING

Max pile diameter ¹	mm - in	1.000 - 40
Pull down force	kN - lbf	75 - 16.860
Extraction force	kN - lbf	88 - 19.780
Mast stroke	mm - ft	1.200 - 3.9
Rotary stroke on mast	mm - ft	1.000 - 3.3
Total rotary stroke	mm - ft	2.200 - 7.2
Min working height S version ²	mm - ft	4.050 - 13.3
Min working height L version ²	mm - ft	4.900 - 16

NOTES: 1. Recommended
2. Without mast extensions and with a short kelly bar

S version



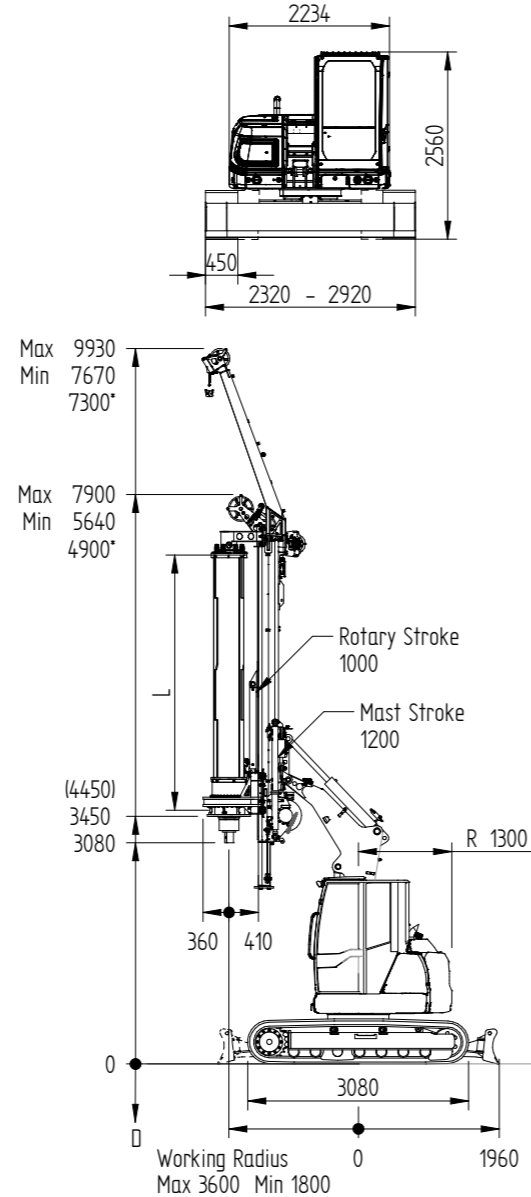
* removing the lower mast extension and with a short kelly bar max Φ 800mm
() moving the mounting position of the rotary on the mast

KELLY BAR OPTIONS

n° elements x m	Depth	H	
		S version	L version
7 x 3.2 (standard S)	m - ft	20.5 - 67	2.56 - 8.4
7 x 3.4 (standard L)	m - ft	22 - 72	-
7 x 2.6	m - ft	16.5 - 54.1	3.16 - 10.3
9 x 3.2	m - ft	27 - 88.5	2.56 - 8.4

All kelly bars are round interlocking
Friction kelly and custom measures available upon request

L version



* removing the lower mast extension and with a short kelly bar max Φ 800mm
() moving the mounting position of the rotary on the mast

CONTINUOUS FLIGHT AUGER

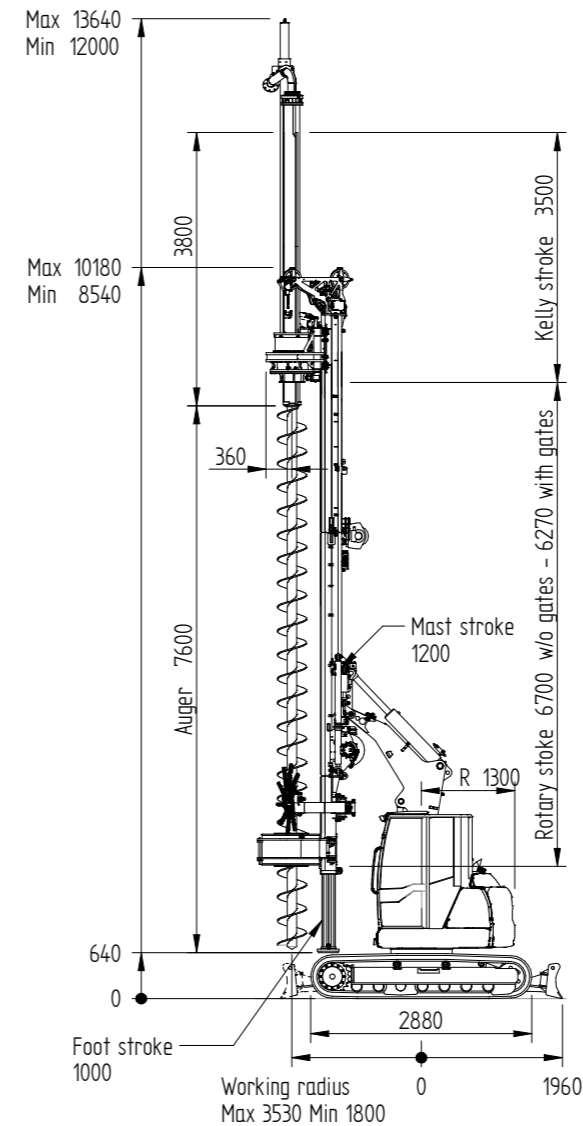
Version S - fixed tracks
Version L - expandable tracks

CFA DRILLING

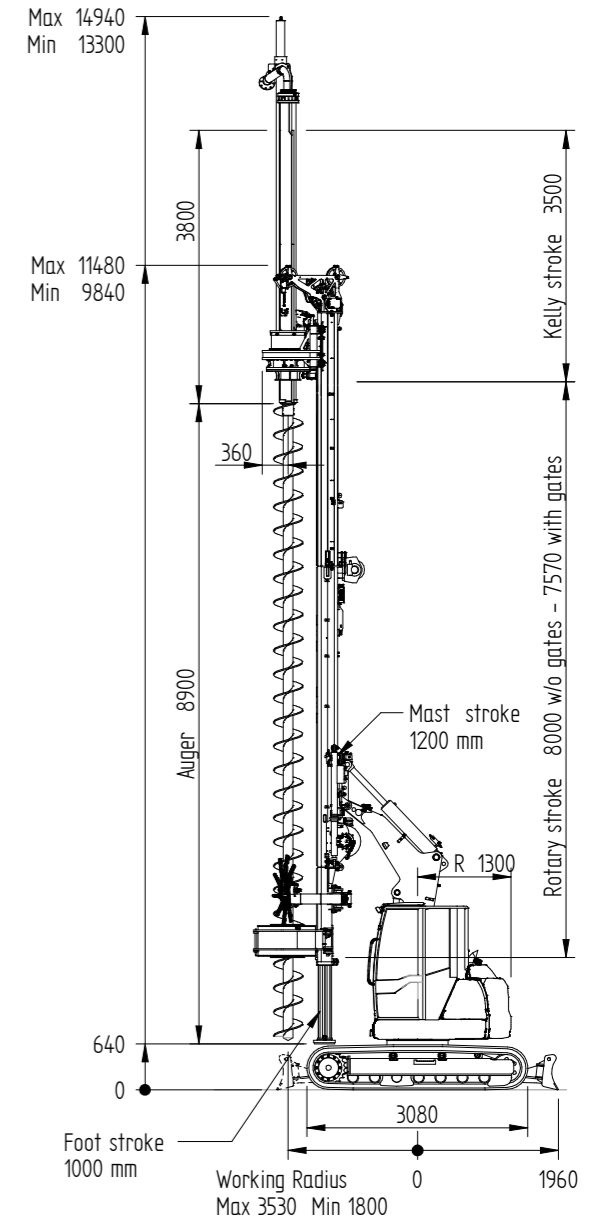
Max pile diameter ¹	mm - in	500 - 20	
Pull down force	kN - lbf	85 - 19.100	
Extraction force	kN - lbf	150 - 33.720	
Mast stroke	mm - ft	1.200 - 3.9	
		S version	L version
Max pile depth	m - ft	11.2 - 36.7	12.5 - 41
Rotary stroke on mast	mm - ft	6.700 - 22	8.000 - 26.2
Total rotary stroke	mm - ft	7.900 - 25.9	9.200 - 30.2
Max auger length	mm - ft	7.600 - 24.9	8.900 - 29.2

NOTES: 1. Recommended

S version



L version



TECHNICAL DATA SHEET

BASE CARRIER

Engine	type	4TNV98
Exhaust emission	EU EPA	Stage V - III Tier4f - 3
Engine power	kW (hp)	53.7 (73) - 46.5 (63.2)
Main pumps	l/min	185
Hydraulic pressure	bar	260

MAST

Forward tilt	deg	>10
Backward tilt	deg	>10
Lateral tilt	deg	± 6
Mast vertical stroke	mm - ft	1.200 - 3.9

WINCHES

		KELLY	CFA
Main winch line pull (1st layer)	kN - lbf	58 - 13.040	58x3 - 13.040x3
Aux winch line pull (1st layer)	kN - lbf	17 - 3.820	17 - 3.820

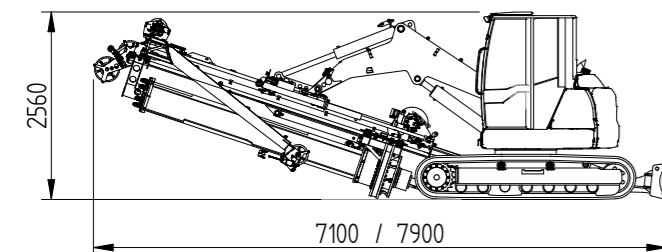
DRILLING

		S version		L version	
		KELLY	CFA	KELLY	CFA
Max pile diameter ¹	mm - in	1.000 - 40	500 - 20	1.000 - 40	500 - 20
Std pile depth	m - ft	20.5 - 67	11.2 - 36.7	22 - 72	12.5 - 41
Max pile depth	m - ft	27 - 88.5	11.2 - 36.7	27 - 88.5	12.5 - 41
Rotary stroke on mast	mm - ft	1.000 - 3.3	6.700 - 22	1.000 - 3.3	8.000 - 26.2
Total rotary stroke	mm - ft	2.200 - 7.2	7.900 - 25.9	2.200 - 7.2	9.200 - 30.2
Min working headroom ²	mm - ft	4.050 - 13.3	5.540 - 18.2	4.900 - 16	6.340 - 20.8

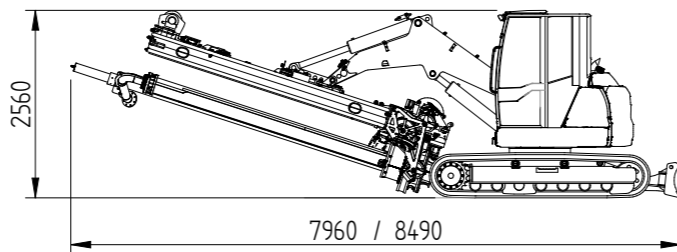
TRANSPORT

		S version		L version	
		KELLY	CFA	KELLY	CFA
Length	mm - ft	7.100 - 23.3	7.690 - 25.2	7.900 - 25.9	8.490 - 27.8
Width	mm - ft	2.320 - 7.6	2.320 - 7.6	2.320 - 7.6	2.320 - 7.6
Height	mm - ft	2.560 - 8.4	2.560 - 8.4	2.560 - 8.4	2.560 - 8.4
Weight	kg - lbs	12.800 - 28.220	13.000 - 28.650	14.900 - 32.850	15.100 - 33.290

KELLY



CFA



NOTES: 1. Recommended
2. Removing the mast extensions

• Values are effective except where otherwise specified.
• Technical data are provided as indicative information only, they are subject to change without prior notice.

UNDERCARRIAGE

		S version	L version
Tracks width	mm - ft	2.320 - 7.6	2.320/2.920 - 7.6/9.6
Tracks length	mm - ft	2.880 - 9.45	3.080 - 10.1
Track shoes	mm - ft	450 - 1.47	450 - 1.47
Tail radius	mm - ft	1.300 - 4.26	1.300 - 4.26

ROTARY HEAD



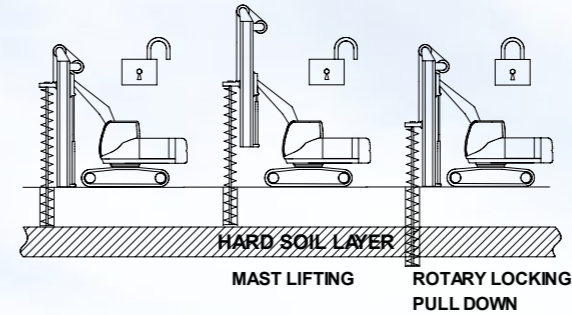
Torque (nominal)	kNm - lbf ft	34 - 25.080
Drilling speed	rpm	20 - 55
Spin-off speed	rpm	55

CROWD SYSTEM

		KELLY	CFA
Pull down force	kN - lbf	75 - 16.860	85 - 19.100
Extraction force	kN - lbf	88 - 19780	150 - 33.720

BPS Patented Crowd System

BPS is the Geax patented crowd system for CFA piling providing a mechanical locking system between the rotary head and the mast which creates a crowd force on the auger available along the entire length of the mast. The system is activated only when needed by the operator and requires no pulleys or rope





WWW.GEAX.IT
email: info@geax.it
tel: +39 0717131953

GEAX srl
Contrada Passatempo 19
Montefano (MC) ITALY